

# 3/4 Literacy Activity Grid


## Favourite Part

Write down your favourite part of your independent reading text. Explain why it was your favourite part, and draw a picture to match.



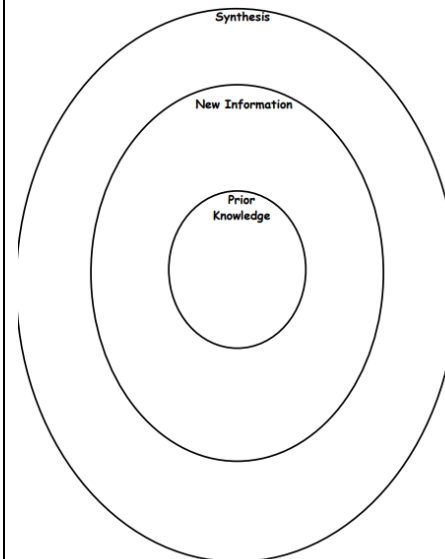
## Non-Fiction

Read a non-fiction text (book or online) and write down some interesting facts about a topic you are passionate about.



## Synthesising

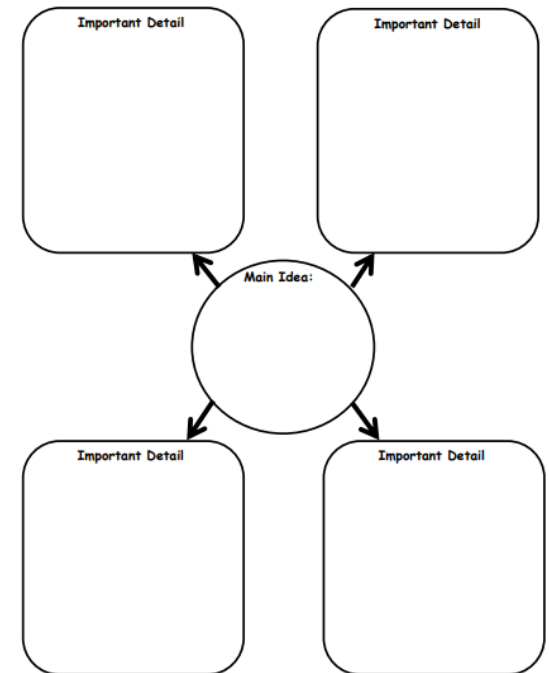
Draw a synthesising egg. Start with your 'prior knowledge' and write that down in the centre. Then as you read, fill in the new information learned from your text.



147

## Main Idea

Identify the main idea of your text. Include four supporting details as evidence of your main idea.



# 3/4 Literacy Activity Grid

## Predict

Make a prediction about the plot, characters, and setting of your text, using clues as you read.

What You Think Will Happen	Author's Clues	What Actually Happened
Plot		
Character		
Setting		

## KWL Chart

As you read, record what you already know about the topic (for non-fiction) or the characters and plot (fiction). In the 'Wonder' section, write some questions or inquiries you have about your text. Lastly, finish the 'Learn' section with what you learned from reading the text.

Know	Wonder	Learn
<ul style="list-style-type: none"> <li>I know that ...</li> <li>I already think ...</li> <li>Some facts are ...</li> </ul>	<ul style="list-style-type: none"> <li>I wonder why ...</li> <li>How does ...</li> <li>If ...</li> </ul>	<ul style="list-style-type: none"> <li>I learned that ...</li> <li>Before I thought ... but now I know ...</li> </ul>

## Visualising Characters

As you read, search for vocabulary, sentences, and events that help you understand a character in your book. Record an image of what you visualise and the words or phrases that made you create that visualisation.

Visualization Image	Words / Phrases from the Text

## Summarising

Summarise the story using the prompts below. Summarise how your character progresses in the story.

Somebody	Who is the main character?	
Wanted	What did the character want or want to do?	
But	What is the problem in the story?	
So	How did the character try to solve the problem?	
Then	How was the problem solved? What was the resolution?	

# 3/4 Literacy Activity Grid

## Writing from A Prompt

Create a story from the image below.



## Moral of Story

Watch the animation below and write down what you think the moral of the story is.

[https://www.youtube.com/watch?v=jfqj7Qs-9Is&list=PLlbkyhAZrBl-XJQudaCfoMsGy\\_Jjau6HE&index=11](https://www.youtube.com/watch?v=jfqj7Qs-9Is&list=PLlbkyhAZrBl-XJQudaCfoMsGy_Jjau6HE&index=11)

Write your own story with the same moral, but with new characters and events.

## Letter

Write a letter to a friend, classmate, or teacher.

## Procedure

Write a step by step procedure to explain how to make something.

## Poem

Create a poem and an illustration to go with it.