

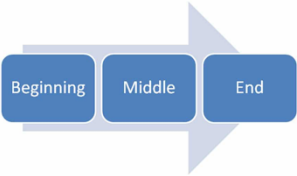







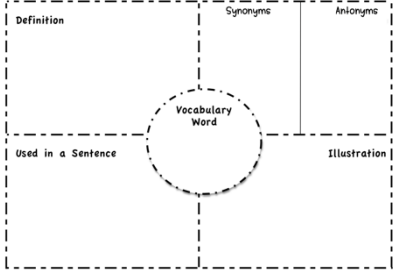




Literacy Grid

<p>Setting</p> <p>After reading a fiction book, draw setting from the text in the middle of the page. Label the setting with descriptive words (adjectives).</p> 	<p>Character traits</p> <p>After reading fiction book, use a paper bag to draw the main character. Then record their 'outside' traits around the drawing. Using small pieces of paper, record their 'inside' traits to place in the bag.</p> 	<p>Narrative plot</p> <p>Fold your paper into 3 pieces. Draw and describe the beginning, middle and end of a story, using multiple sentences.</p> 	<p>Letter puzzle</p> <p>Write your first and last name on a piece of paper. Cut each letter out individually. Using the letters, see how many different words you can make! Can you make at least 25 words?</p> 	<p>Narrative plot</p> <p>Read a fiction book (story). Describe the problem faced by the main character. How did the character handle the problem? How would you have solved it? Rewrite the ending, using your solution.</p> 
<p>Alliteration Poem</p> <p>Create 5 new cereal flavours that use alliteration, e.g. Bursting Blueberry Bubblegum. What would each cereal include? Draw a picture of each cereal box. Have your family vote on their favourite flavour.</p> 	<p>Non-fiction text features</p> <p>Read a nonfiction text. Choose a diagram, map, graph, or image that is important to the text. Draw the image in your journal and explain why it is important.</p> <p>diagram</p> <p>A picture that has labels.</p> 	<p>M100W words</p> <p>Read through your M100W words. Time yourself and see if you can improve.</p> 	<p>Free Choice Writing</p> <p>Pick your favourite genre and create a writing piece. Some ideas:</p> <ul style="list-style-type: none"> Poem Informative Story Song Persuasive New paper article 	<p>Book talk</p> <p>After reading, record yourself giving a book talk. Talk about what happens in the text, your favourite part, your rating and who might like the book.</p> 
<p>Descriptive Language</p> <p>Choose your favourite toy. Write it down, then list 10 adjectives to describe its colour, texture and physical features. Write them on small slips of paper and put them in alphabetical order.</p> 	<p>Vocab</p> <p>Make a mini poster of everything you know about the word 'immensely'.</p> 	<p>Advertisement</p> <p>Read a fiction book. Create a poster that both summarises and advertises the book. Be sure to keep in mind who your audience is and what you are trying to persuade them to do.</p> 	<p>Questioning</p> <p>Read a fiction book. As you read, record any questions you may have about your text. Read back over your questions, and label whether they are 'thick' or 'thin' questions.</p> 	<p>Prefixes</p> <p>Watch the video: https://www.youtube.com/watch?v=H2Z4p0aulyk. Make a list of as many words as you can that start with the prefix re-, for example, 'return'. Write a definition for each word, in your own words. Choose your favourite word and create a vocabulary poster explaining it.</p>