







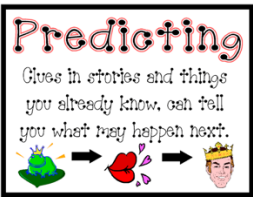
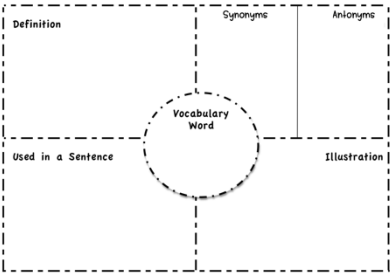




# Literacy Grid

<p><b>Non-fiction facts</b> Read a non-fiction text and create your very own booklet, poster or pamphlet with all of the non-fiction text features you know.</p> 	<p><b>Character traits</b> After reading a text, draw a character from the text in the middle of the page. Record 'inside' and 'outside' traits.</p> 	<p><b>Film Strip</b> Create a timeline using a flow map. You can draw the entire story or your favourite part of the story.</p> 	<p><b>Book talk</b> After reading, record yourself giving a book talk. Talk about what happens in the text, your favourite part, your rating and who might like the book.</p> 	<p><b>MI00W words</b> Read through your MI00W words. Time yourself and see if you can improve.</p> 
<p><b>Change it</b> After reading a fictional book, re-write and change the ending.</p> 	<p><b>Narrative plot</b> Fold your paper into 3 pieces. Draw and describe the beginning, middle and end of a story.</p> 	<p><b>Bookmark</b> Create a bookmark to match the book you are reading. Illustrate it with the characters and title.</p> 	<p><b>Free Choice Writing</b> Pick your favourite genre and create a writing piece. Some ideas:</p> <ul style="list-style-type: none"> <li>• Poem</li> <li>• Informative</li> <li>• Story</li> <li>• Song</li> <li>• Persuasive</li> <li>• New paper article</li> </ul>	<p><b>Advertisement</b> Create an ad to sell your favourite book. Include:</p> <ul style="list-style-type: none"> <li>• picture of the cover</li> <li>• a title</li> <li>• the authors name</li> <li>• facts</li> <li>• what make it excellent</li> <li>• a price.</li> </ul>
<p><b>Predict It</b> Draw an image to predict what will happen next in the text. Label or write what is happening. Then read to see if your prediction was correct.</p> 	<p><b>Vocab</b> Make a mini poster of everything you know about the word 'glamorous'.</p> 	<p><b>Book Cover</b> Create a new book cover for your text. Make it different to the original cover but include the title, authors and illustrators name and some detailed images.</p> 	<p><b>Connections</b> Record if you have encountered the same experience as the character within your text.</p> 	<p><b>Setting</b> After reading a text, draw setting from the text in the middle of the page. Label the setting with descriptive words.</p> 